

Large capacity

O'Pro Central Domestic

Robust central domestic water heater equipped with O'Pro protection



Models 200 to 500
(Floor-standing)

Models 150 to 200
(Vertical and horizontal wall-mounted)



+ durability

- Long tank life thanks to O'Pro exclusive anti-corrosive system, which permanently combats rust
- Magnesium anode for increased tank protection
- Diamond-quality glass lining for long life and reliability
- Pressure relief valve
- Dielectric union
- Specific lip gasket to prevent corrosion around the flange



+ installation

- Range of sizes to meet all installation requirements
- Vertical and horizontal wall-mounted & floor-standing models available
- Easy installation using deeper handles on both sides

Safe installation:

- IP 24 - full compliance with European standards for electrical safety and user protection

To your customers



+ user-friendly

- Heating light indicator (Wall-mounted model)



+ comfort


- Large tank capacity for more hot water



+ energy savings

- High-efficiency water inlet
- CFC-free high-density insulation for higher energy savings

- 1 Diamond-quality glass lining for long life and reliability
- 2 Optimised stainless steel outlet pipe
- 3 Magnesium anode for protection against corrosion
- 4 Copper heating element
- 5 Inlet diffuser
- 6 High-density, 0% CFC polyurethane foam
- 7 Dielectric union



O'Pro TECHNOLOGY

EXCLUSIVE ANTI-CORROSIVE SYSTEM

O'Pro technology uses an ohmic resistor to balance out the electric potential of both the tank and the heating element. This extends the life of the magnesium anode as well as strengthening protection against corrosion.

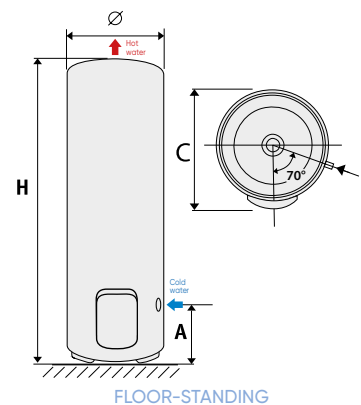
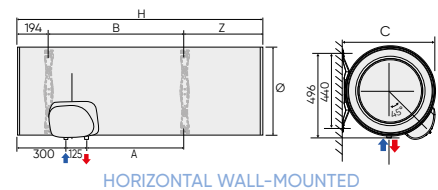
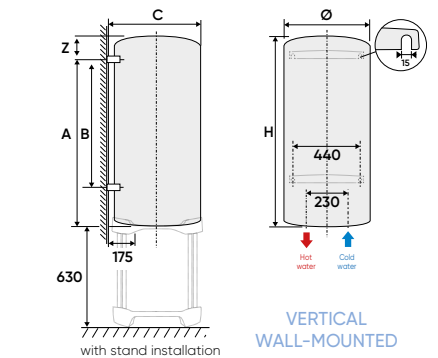
INCREASED TANK LIFE

Installation dimensions (mm)

Model	Ref.	Dimensions (mm)					Net weight (kg)
		Ø	A	B	C	H	
O'Pro Central Domestic Vertical wall-mounted							
150	871237	513	1050	800	530	1155	35
200	881223	513	1050	800	530	1475	43
O'Pro Central Domestic Horizontal wall-mounted							
150	873215	520	575	800	610	1150	37
200	883063	520	575	1050	610	1470	45
O'Pro Central Domestic Floor-standing							
200	882158	575	280	-	645	1270	47
250	882159	575	280	-	645	1510	53
300	892300	575	280	-	645	1765	60
500	892217	750	310	-	850	1840	154

Technical specifications

Model	Ref.	Output (W)	Voltage (V)	Standby losses Kw/24h	Heat-up time at 60°C (Δt=50°C)	Hot water capacity at 40°C (L)	ESMA energy efficiency	Profile
O'Pro Central Domestic Vertical wall-mounted								
150	871237	2200	220-240	1.59	4h30	246	★★★★★	M
200	881223	2200	220-240	1.93	6h01	374	★★★★★	L
O'Pro Central Domestic Horizontal wall-mounted								
150	873215	2200	220-240	1.46	3h53	245	★★★★★	L
200	883063	2200	220-240	1.76	4h56	301	★★★★★	L
O'Pro Central Domestic Floor-standing								
200	882158	2200	220-240	1.77	4h55	334	★★★★★	L
250	882159	3000	220-240	2.07	4h32	465	★★★★★	L
300	892300	3000	220-240	2.36	5h43	468	★★★★★	L
500	892217	5000	220-240	2.46	5h53	-	★★★★★	L



* 5 year tank leakage warranty / 2 year electric components warranty